

SUMMER

KINDER REVIEW & FIRST GRADE READINESS




name _____

name _____

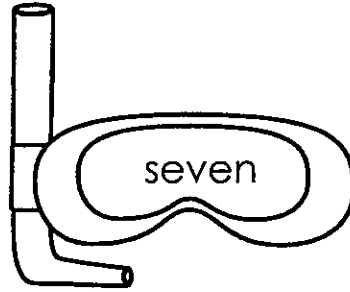
©SIMPLY Kinder

Beach Numbers

Read and circle the correct number.



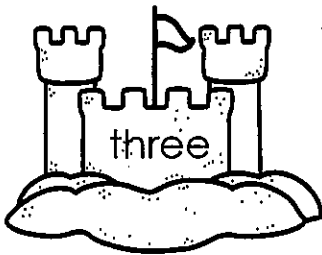
3 8 2



7 1 9



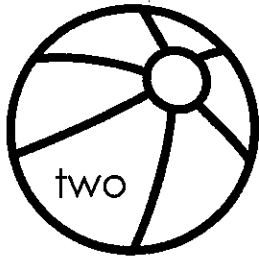
4 6 5



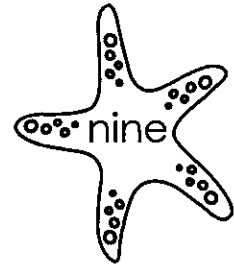
5 10 3



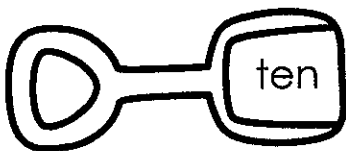
1 6 9




10 4 2




3 9 2



10 2 8




6 7 4





10 4 3


Popsicle Count


Read the number and fill in the ten frame to match.



























Name _____



Identifying shapes

Flying High With Shapes



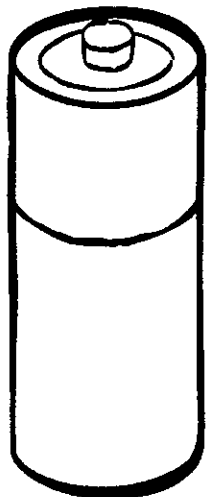
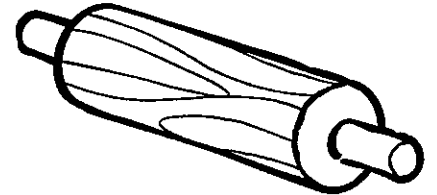




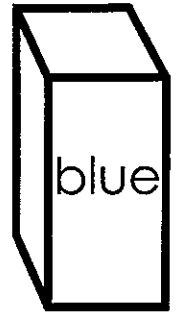
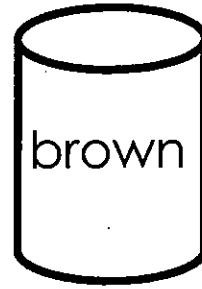


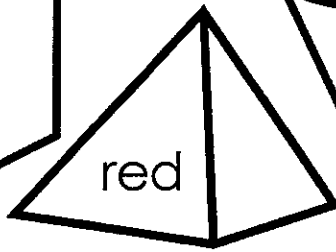
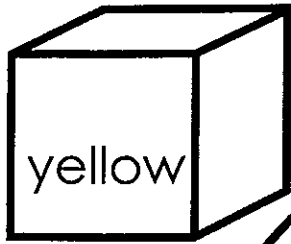
Color.  = purple  = yellow  = orange
 = green  = blue  = red



name _____






3D SHAPES

Color the objects the color indicated on the key.












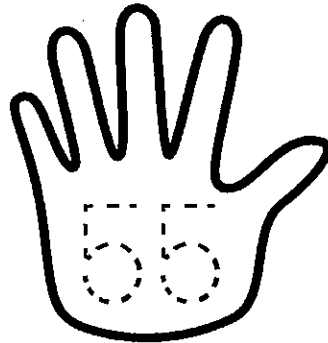

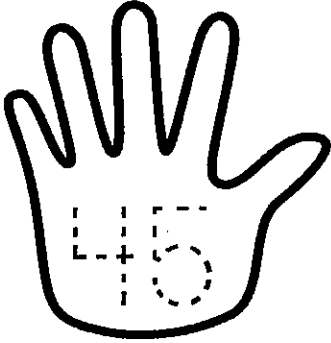
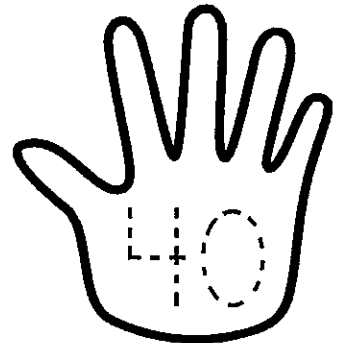




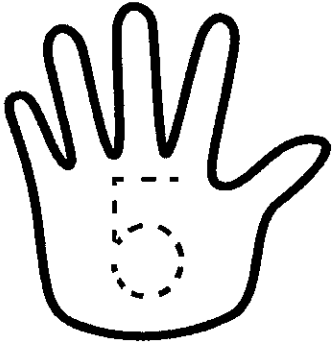
MORE FISH - LESS FISH

Write the number that is one more and one less.




One Hundred Fingers

Count by 5's to count the fingers.



Name: _____



Singing Sharks Counting By Tens

Make the sharks sing with joy by completing each pattern below!

1) 10,20,30,40, _____

6) _____, 20,30,40,50

2) 10,20,30,40,50, _____

7) 10, _____, 30,40,50

3) 10,20,30, _____, 50

8) 10,20, _____, 40,50,60


4) 30,40,50,60, _____

9) 50,60,70,80, _____, 100

5) 60,70,80,90, _____

10) 50,60,70, _____, 90


Count (and write) by tens from 10-100 here:




Name _____

Ladybug Addition


Directions: Count the spots on each wing of the ladybug and record in each square. Add the two numbers and write the sum.




$$\square + \square = \square$$




$$\square + \square = \square$$




$$\square + \square = \square$$



$$\square + \square = \square$$



$$\square + \square = \square$$




$$\square + \square = \square$$


name _____

MAKING TEN FRIENDS


Use the ten frame to complete the addition statement.




$$\underline{\quad} + \underline{\quad} = 10$$




$$\underline{\quad} + \underline{\quad} = 10$$




$$\underline{\quad} + \underline{\quad} = 10$$



$$\underline{\quad} + \underline{\quad} = 10$$



$$\underline{\quad} + \underline{\quad} = 10$$




$$\underline{\quad} + \underline{\quad} = 10$$

name _____


Subtraction Within 10

POPSICLE SUBTRACTION


Solve the problems using the pictures.




$$10 - 3 = \underline{\quad}$$




$$10 - 4 = \underline{\quad}$$




$$10 - 5 = \underline{\quad}$$



$$10 - 8 = \underline{\quad}$$



$$10 - 6 = \underline{\quad}$$




$$10 - 7 = \underline{\quad}$$

name _____


SUBTRACTION WITHIN 10

DRINK YOUR WATER


Solve the problems using the pictures.




$10 - 5 = \underline{\quad}$




$10 - 7 = \underline{\quad}$




$10 - 4 = \underline{\quad}$



$10 - 2 = \underline{\quad}$



$10 - 9 = \underline{\quad}$



$10 - 6 = \underline{\quad}$